

WELLAND GOULDSMITH SCHOOL

NUMBER WORK WORKSHEET

CLASS : NURSERY

Hello children,











Before we start with our next set of numbers, let us revise the numbers 1-10. Below given are the activity worksheets which will help you to recall the learnt numbers.

ACTIVITY NUMBER ONE:

1	•	1	1	1	1	1	1
2	••	2	2	2	2	2	2
3	•••	3	3	3	3	3	3
4	••••	4	4	4	4	4	4
5	•••••	5	5	5	5	5	5
6	•••••	6	6	6	6	6	6
7	•••••	7	7	7	7	7	7
8	•••••	8	8	8	8	8	8
9	•••••	9	9	9	9	9	9
10	•••••	10	10	10	10	10	10







ACTIVITY NUMBER TWO:

Write each missing number.

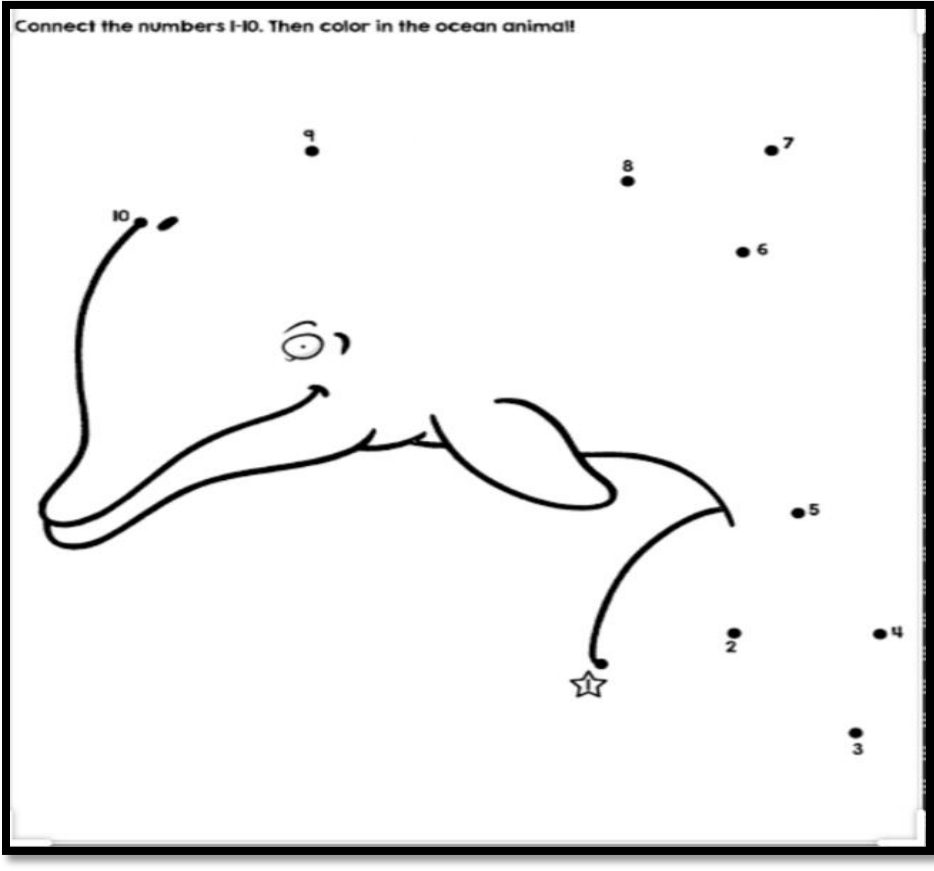
				
				

ACTIVITY NUMBER THREE:

Draw lines to connect the numbers and pictures that go together.

1	
2	
3	
4	
5	
6	

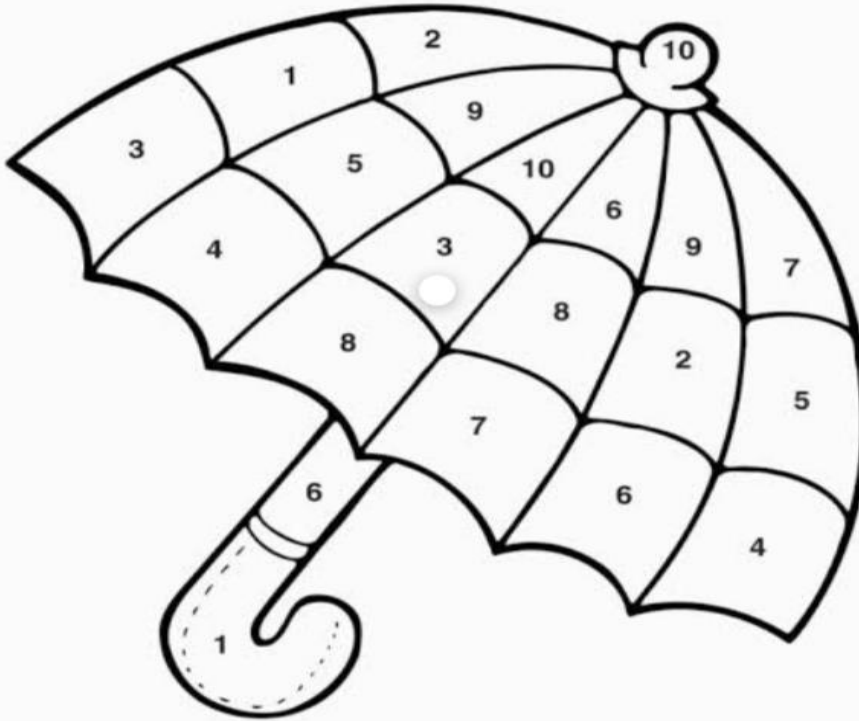
ACTIVITY NUMBER FOUR:



ACTIVITY NUMBER FIVE:

Use the color key to color the umbrella.

- | | | |
|------------|------------|------------|
| 1 - red | 5 - pink | 9 - white |
| 2 - green | 6 - orange | 10 - brown |
| 3 - black | 7 - purple | |
| 4 - yellow | 8 - blue | |



ACTIVITY NUMBER SIX:

Count and color correct number of objects

3



1



5



2



4

